


# DIGIMATIC Dosing systems for professional laundry machines


## WETMATIC Dosing systems for Wet Cleaning

### DIGIMATIC P WETMATIC



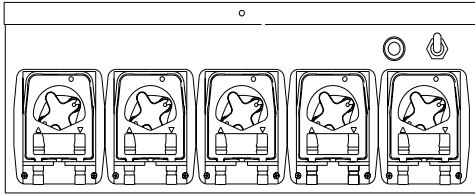
- Stainless steel case;
- Maximum simplicity of installation and use;
- 2 to 7 pump systems;
- Pump flow rates: 300, 500, 1000, 1600 ml/min;
- Flexible and user-friendly programming;
- 10 formula capability;
- Pumps can be programmed in seconds, volume or grams;
- Destainer and Softner enable buttons;
- Automatic restart in case of electrical blackout;
- Chemical level control inputs;
- Chemical level control alarm outputs;

### DIGIMATIC S WETMATIC S



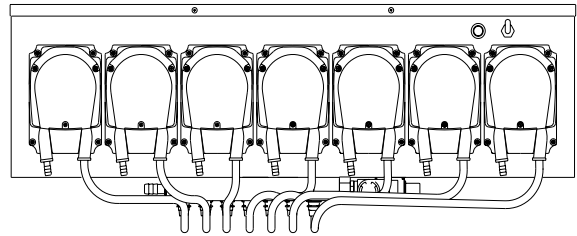
# DIGIMATIC

Our experience in professional laundry chemical dosing enabled Seko to develop the new DIGIMATIC 2 which complete automation of the dosing process and accurate cost control.



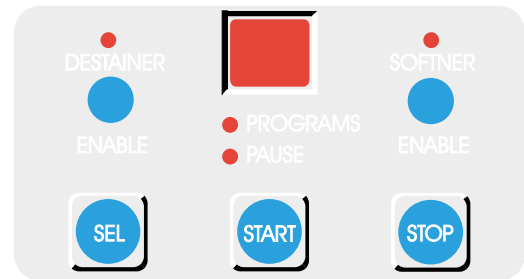
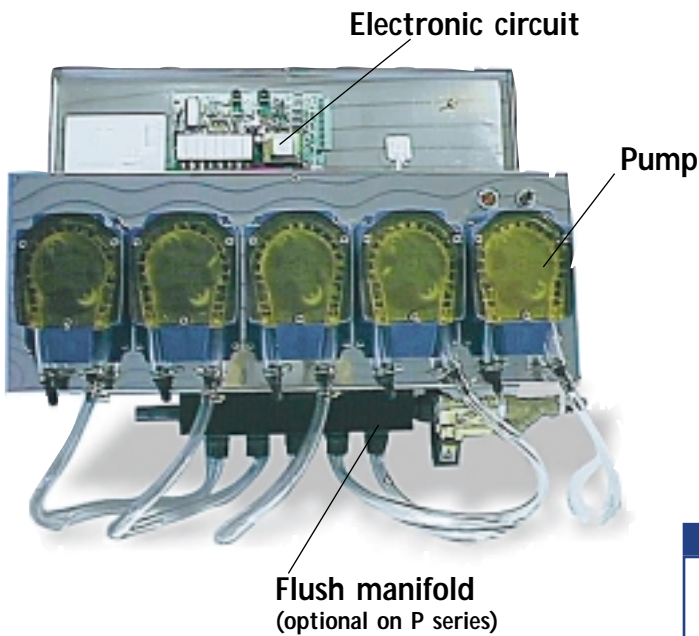
DIGIMATIC-P is recommended for installation to laundry washing machines starting from 5Kg. Main features are:

- Standard versions are 3,4 or 5 pump systems (2 and 6 pump systems are available on request).
- Flow rate 300 ml/min.



DIGIMATIC S is recommended for installation to high capacity laundry washing machines. Main features are:

- Standard versions are 4,5,6 or 7 pump systems (8 pump systems are available on request).
- Flow rates 500, 1000, 1600 ml/min.
- Flush manifold system included in the standard model



## CONTROL UNIT

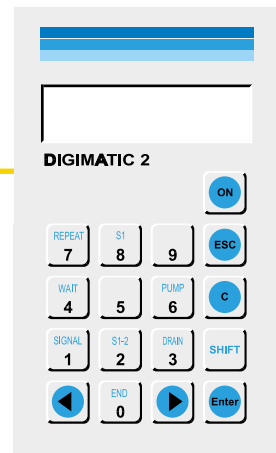
- Mounts to the front of the laundry machine for easy access.
- Formula selection, start, pause and cancellation.
- Pump prime button.
- Destainer and Softner enable buttons.
- Automatic reset for single formule applications.

## MAIN FEATURES

- 10 formula capability.
- Up to 4 products dosed contemporarily.
- 6 multi-voltage inputs.
- Independent pump delays from 0 to 2550 seconds.
- Pumps can be programmed in seconds, volume or grams.

## PROGRAMMER

- Usable on all Digimatic 2 systems
- 10 formulas can be set up and can be downloaded on different dispensers to save time on installation
- Powered with battery or through cable connection to the DIGIMATIC 2
- Protection password can be defined by the installer



# WETMATIC

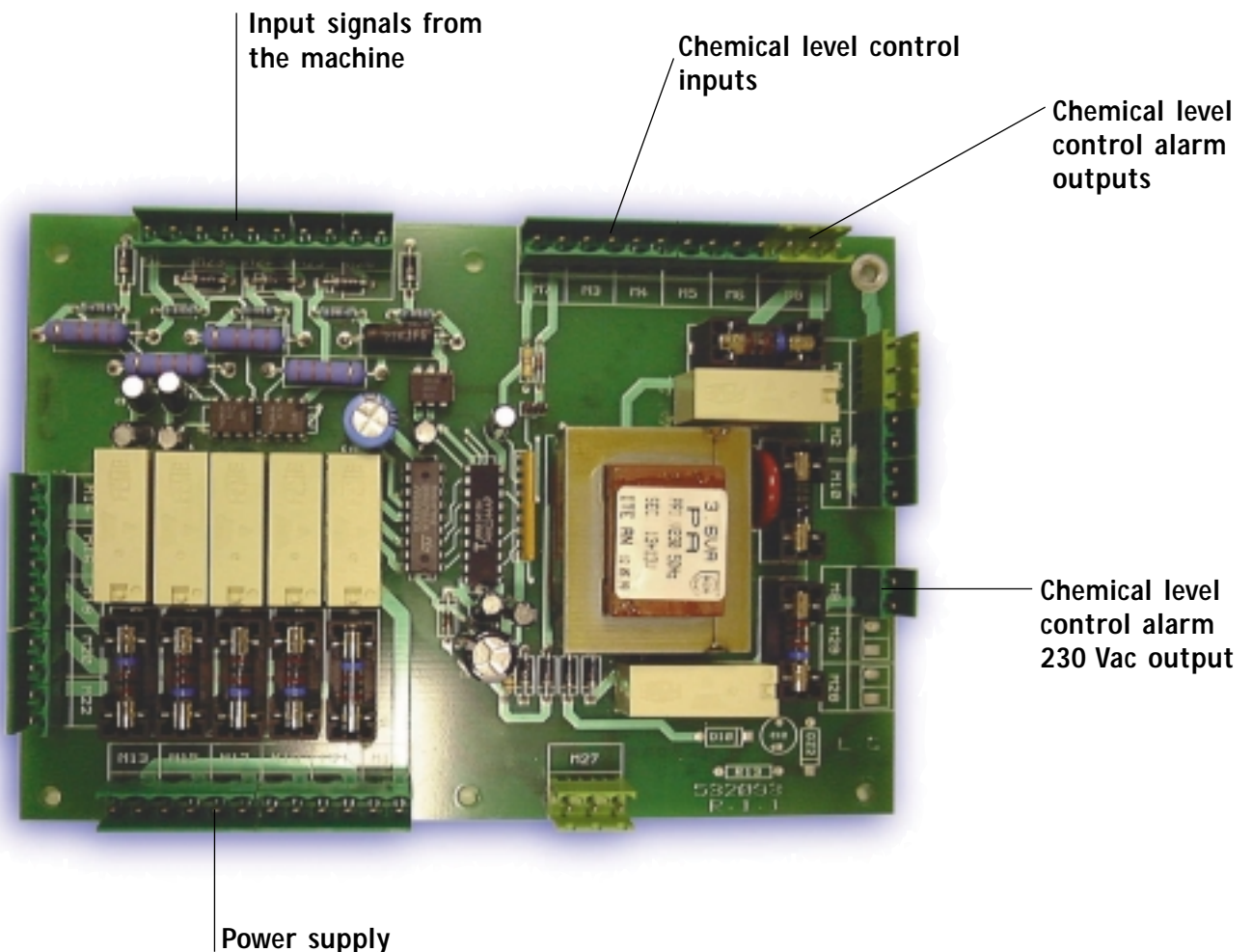
Wetmatic has been developed for Wet Cleaning laundry machines and all other machines which have output signals dedicated to dosing pumps. Wetmatic operates in relay mode.

WETMATIC-P is recommended for installation to laundry washing machines starting from 5Kg. Main features are:

- Standard versions are 3, 4 or 5 pump systems
- Flow rate 300 ml/min
- Chemical level control with alarm.

Wetmatic-S is recommended for installation to laundry washing machines starting from 5Kg. Main features are:

- Standard versions are 4 or 5 pump systems
- Flow rate 500, 1000, 1600 ml/min.
- Chemical level control with alarm.



## ACCESSORIES AND OPTIONALS

---

- Stiffner tube with 2m of 8x12 mm  
PVC crystal suction tube. 500 mm length, 21 mm diametre cod. 100051

---

- Stiffner tube with level switch, 2m of 8x12 mm  
PVC crystal suction tube. 500 mm length, 42 mm diametre cod.100050

---

## PUMPS

---

- It is possible to order systems with a non standard number of pumps, either substituting a pump with a tap or adding an extra single pump with case.

## PERSONALIZATION

---

- Pumps can be personalized with serigraphy on the front lid.

For further information on how to request modifications please contact our commercial offices.

---